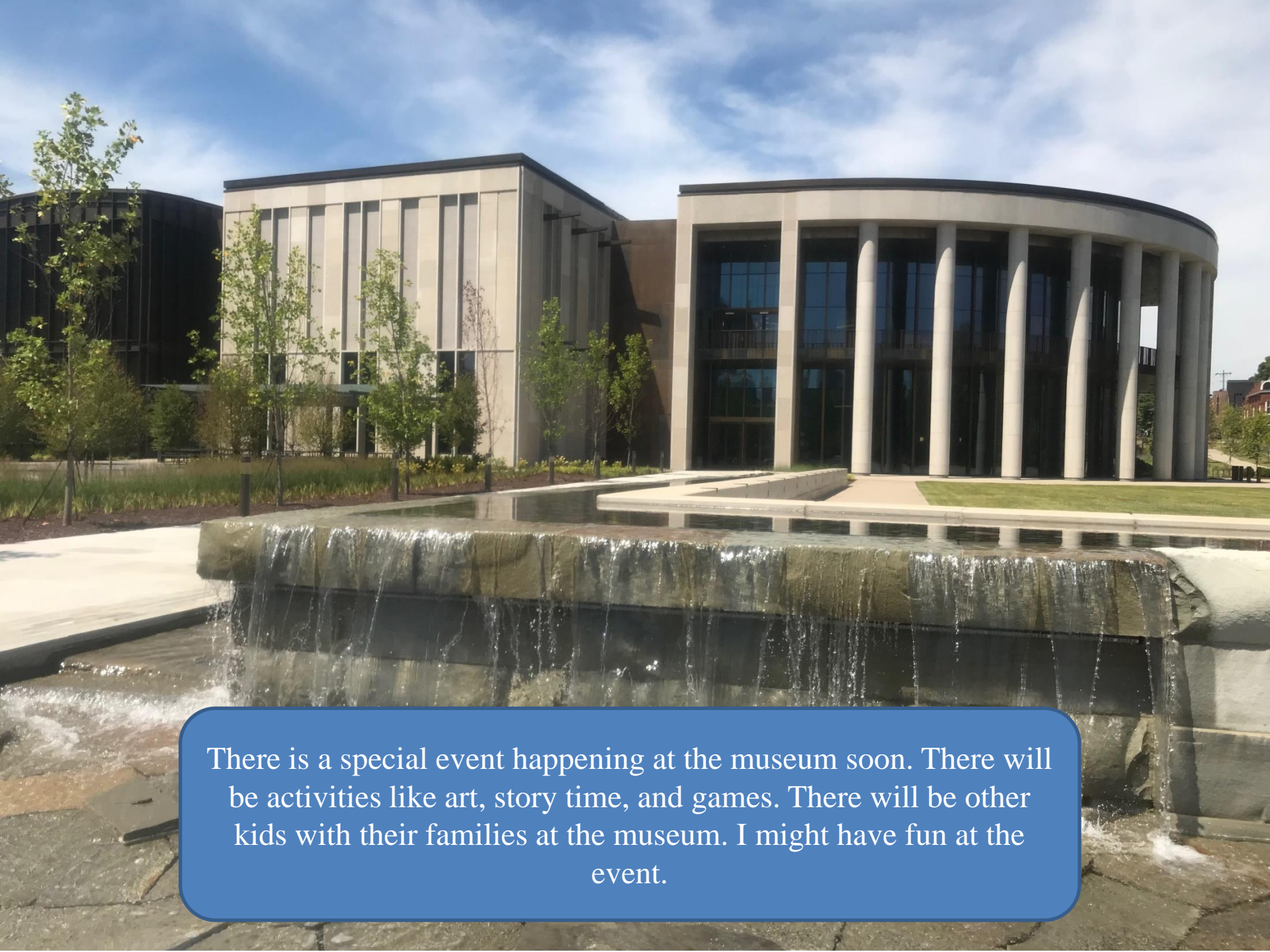
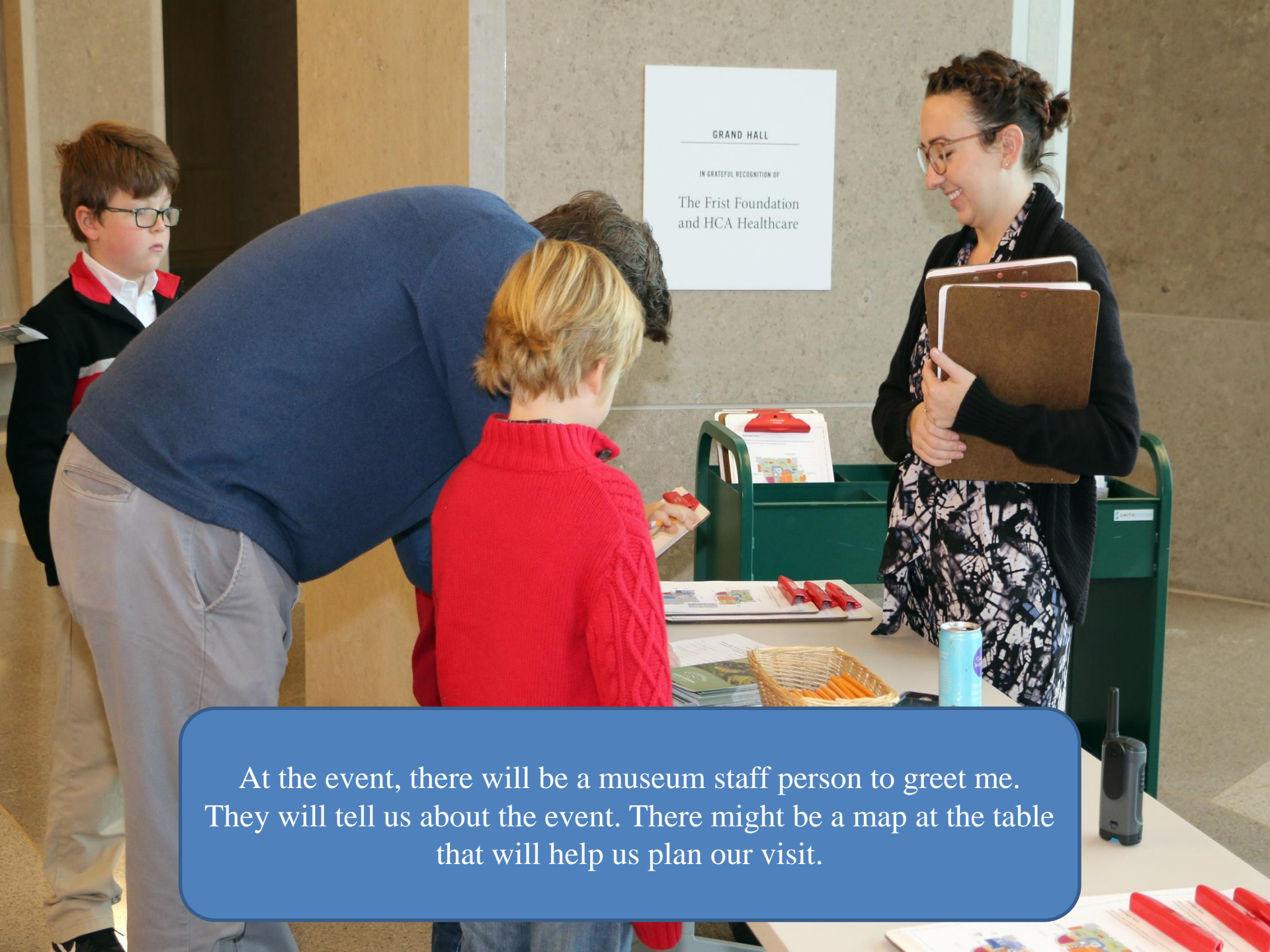


Soon, I will visit the Tennessee State Museum. It is in Nashville, Tennessee. At the Museum, I can see lots of artifacts and learn about the state of Tennessee.



There is a special event happening at the museum soon. There will be activities like art, story time, and games. There will be other kids with their families at the museum. I might have fun at the event.



At the event, there will be a museum staff person to greet me. They will tell us about the event. There might be a map at the table that will help us plan our visit.



There might be a staff person reading a story in the museum. I can listen to the story. During the story, I will try to sit on the floor and use my listening ears.



There might be an art station at the event. If I would like to make a craft, a museum staff person can give me the supplies and help me.



At the event, there might be games for me to play. I might have to wait my turn. I will try to wait patiently and quietly.



There might be a museum educator dressed in costume at the event. I can ask them questions, and they will tell me about a Tennessean who lived long ago.



I might want to look through the galleries while I am at the museum. The galleries are on the second floor. I will try to use my walking feet and my inside voice. If the galleries get too loud I can ask to take a break.

The image shows the entrance to an Education Center. The words "EDUCATION CENTER" are engraved in a dark, sans-serif font on a light-colored wood-paneled overhang above a set of glass double doors. The doors are framed in black and lead into a brightly lit interior hallway. Inside, there are several large, circular pendant lights hanging from the ceiling. Two green exit signs are visible above the glass doors. The walls of the hallway are a light, neutral color. On either side of the entrance, a circular recessed light fixture is embedded in the wall. The floor outside the doors is a light-colored, polished surface.

EDUCATION CENTER

If I need to take a break, I can ask my adult to take me to the quiet room. Its located in the Education Center on the first floor.



RESTROOMS

If I need to go to the bathroom, I can ask my adult to take me.
There are bathrooms on the first and second floors of the museum.



I might have fun visiting the museum for a special event!

Things to remember when I am at the museum:


I can't eat or drink in the galleries.

I can't touch the artifacts, they are very old.

I need to use my walking feet inside.

I need to use my inside voice.

I can take photos, just turn off the flash.



Tips for my visit to the museum

- Bring snacks or water bottles with you. You are welcomed to sit and eat outside the museum. There are picnic tables to the left of the main entrance.
- The lockers on the first floor are free to use.
- The exhibits can be noisy, if it would help you can bring head phones or ear plugs to use.
- If you need to take a break please use the Education Center. Sometimes there are school groups, so it may be noisy. There are also benches in the lobby areas that you can sit and take a break. If you need help finding a space please let a museum staff person know and we can help you.
- If you have questions you can ask our museum staff and security guards. We are here to help you!
- Lastly we want you to have fun and enjoy your visit!!